



# MARINA COAST WATER DISTRICT

11 RESERVATION ROAD, MARINA, CA 93933-2099

Home Page: [www.mcwd.org](http://www.mcwd.org)

TEL: (831) 384-6131 FAX: (831) 883-5995

## DIRECTORS

THOMAS P. MOORE  
*President*

JAN SHRINER  
*Vice President*

HERBERT CORTEZ  
PETER LE  
MATT ZEFFERMAN

## Agenda

### Special Board Meeting, Board of Directors Marina Coast Water District Groundwater Sustainability Agency

Tuesday, June 30, 2020, 6:00 p.m. PST

**Due to Governor Newsom's Executive Order N-29-20 and recommendations on protocols to contain the spread of COVID-19, staff and Board members will be attending the June 30, 2020 meeting remotely from various locations and the meeting will be held via Zoom conference. There will be NO physical location of the meeting. The public is strongly encouraged to use the Zoom app for best reception.**

**There may be limited opportunity to provide verbal comments during the meeting. Persons who are participating via telephone will only be allowed to listen to the proceedings as there is no opportunity for them to be acknowledged for comments. If they wish to address the Board for public comment or on an item on the agenda, they are encouraged to submit comments in writing to Paula Riso at [priso@mcwd.org](mailto:priso@mcwd.org) by 9:00 am on Tuesday, June 30, 2020; such comments will be distributed to the MCWD Board before the meeting.**

**Members of the public participating by Zoom will be placed on mute during the proceedings and will be acknowledged only when public comment is allowed, after requesting and receiving recognition from the Board President.**

This meeting may be accessed remotely using the following Zoom link:

<https://us02web.zoom.us/j/81742331772?pwd=V2U0OTBVV0ZQc3pkZzJPK1pLWlZRdz09>

Password: mcwd0630##

To participate via phone, please call: 1-669-900-9128; Meeting ID: 817 4233 1772 Password: 559970

***Our Mission:*** We provide our customers with high quality water, wastewater collection and conservation services at a reasonable cost, through planning, management and the development of water resources in an environmentally sensitive manner.

1. Call to Order
2. Roll Call
3. Pledge of Allegiance

This agenda is subject to revision and may be amended prior to the scheduled meeting. Pursuant to Government Code section 54954.2(a)(1), the agenda for each meeting of the Board shall be posted at the District office at 11 Reservation Road. The agenda shall also be posted at the following locations, but those locations are not official agenda posting locations for purposes of section 54954.2(a)(1): City of Marina Council Chambers. A complete Board packet containing all enclosures and staff materials will be available for public review on the District website, Thursday, June 25, 2020. Information about items on this agenda or persons requesting disability related modifications and/or accommodations should contact the Board Clerk 48 hours prior to the meeting at: 831-883-5910.

**4. Oral Communications** *Anyone wishing to address the Board on matters not appearing on the Agenda may do so at this time. Please limit your comment to four minutes. The public may comment on any other items listed on the agenda at the time they are considered by the Board.*

**5. Action Item** *The Board will review and discuss agenda items and take action or direct staff to return to the Board for action at a following meeting. The public may address the Board on these Items as each item is reviewed by the Board. Please limit your comment to four minutes.*

- A. Consider Adoption of Resolution No. 2020-41 to Receive and Accept the Supplemental WaterDM Report, and Approval of Submitting the Supplemental Report to the California Coastal Commission and Other Appropriate State and Local Agencies

*Action: The Board of Directors will consider receiving and accepting the supplemental WaterDM Report, and approve submitting the Supplemental Report to the California Coastal Commission staff and other appropriate state and local agencies.*

**6. Public Comment on Closed Session Items** *Anyone wishing to address the Board on matters appearing on Closed Session may do so at this time. Please limit your comment to four minutes. The public may comment on any other items listed on the agenda at the time they are considered by the Board*

## **7. Closed Session**

- A. Pursuant to Government Code 54956.8  
Conference with Real Property Negotiator  
Property: Armstrong Ranch Property  
Negotiating Parties: Sunberry Growers, LLC. and MCWD Negotiators (Legal Counsel and General Manager)  
Under Negotiation: Price and Terms

**8. Reportable Actions Taken During Closed Session** *The Board will announce any reportable action taken during closed session and the vote or abstention on that action of every director present, and may take additional action in open session as appropriate. Any closed session items not completed may be continued to after the end of all open session items.*

**9. Director's Comments** *Director reports on meetings with other agencies, organizations and individuals on behalf of the District and on official District matters.*

**10. Adjournment** *Set or Announce Next Meeting(s), date(s), time(s), and location(s):*

*Regular Meeting: Monday, July 20, 2020, 6:30 p.m.*

Marina Coast Water District  
Agenda Transmittal

Agenda Item: 5-A

Meeting Date: June 30, 2020

Prepared By: Derek Cray

Approved By: Derek Cray

Agenda Title: Consider Adoption of Resolution No. 2020-41 to Receive and Accept the Supplemental WaterDM Report, and Approval of Submitting the Supplemental Report to the California Coastal Commission and Other Appropriate State and Local Agencies

Staff Recommendation: The Board of Directors to receive and accept the Supplemental WaterDM Report and direct staff to submit the Supplemental WaterDM Report to the California Coastal Commission and other appropriate State and local agencies.

Background: *Strategic Plan Mission Statement – We provide our customers with high quality water, wastewater collection and conservation services at a reasonable cost, through planning, management and the development of water resources in an environmentally sensitive manner.*

California-American Water Company (Cal-Am) proposes to construct and operate the Monterey Peninsula Water Supply Project (MPWSP) to provide potable water from desalinated water for customers in its service area in the Monterey Peninsula region. One of the main project purposes is to provide an additional water supply for Cal-Am to allow it to reduce its water diversions from the Carmel River system in accordance with provisions of a cease-and-desist order (CDO) from the State Water Resources Control Board (SWRCB).

The California Public Utilities Commission (CPUC) has regulatory authority over Cal-Am and its infrastructure. In 2018, the CPUC approved Cal-Am's application to construct and operate the desalination project. The CPUC approved a smaller 6.4 MGD project than what Cal-Am had initially proposed because of the availability of water from another project, the Pure Water Monterey Project. The CPUC found the two projects together could produce more than enough water to meet Cal-Am's expected water demands.

Independently from the CPUC, the California Coastal Commission (CCC) must review and approve the proposed desalination project under the California Coastal Act because portions of the project are within the coastal zone with the potential to impact environmentally sensitive habitat and other resources. The desalination plant itself would be located outside the coastal zone at a site about two miles inland within the jurisdiction of Monterey County, but project components extend through the coastal zone to the Pacific Ocean and the project cannot be constructed without CCC approval.

The CCC's October 28, 2019 staff report recommended denial of Cal-Am's permit to construct due to its inconsistency with the Local Coastal Program's habitat protection and hazards policies,

its failure of the three tests of Coastal Act Section 30260, and its failure of the alternatives consideration of Section 30233 (e.g. the Expansion of Pure Water Monterey).

In November 2019, Cal-Am hired Hazen and Sawyer, a consultant to evaluate and critique the Monterey Peninsula Water Management District's (MPWMD) report which was used for the CCC staff report on October 28, 2019. In response to the Hazen and Sawyer report, MCWD hired Peter Mayer, an independent consultant who specializes in water supply and demand studies, to evaluate the validity of the CCC staff report, the MPWMD report, and the Hazen and Sawyer report.

Peter Mayer's April 21, 2020 WaterDM report evaluated and analyzed supply and demand in Cal-Am's Monterey main system, to determine if the Pure Water Monterey (PWM) Expansion would provide sufficient supply to meet future demands. Mr. Mayer found that with the PWM Expansion, Cal-Am would have sufficient available water supply for future demands through at least 2040.

A continuing key issue is whether Cal-Am needs a major new water supply source in order to reduce its Carmel River diversions to 3,376 acre-feet per year (AFY) by January 1, 2022, the CDO deadline. However, no one had directly addressed whether Cal-Am could meet the CDO's reduced river diversions without either a desalination project or the PWM Expansion project coming online before the 2025 to 2030 time period. Therefore, Mr. Mayer was asked to provide a supplemental report to his April 2020 WaterDM Report to analyze and evaluate that issue.

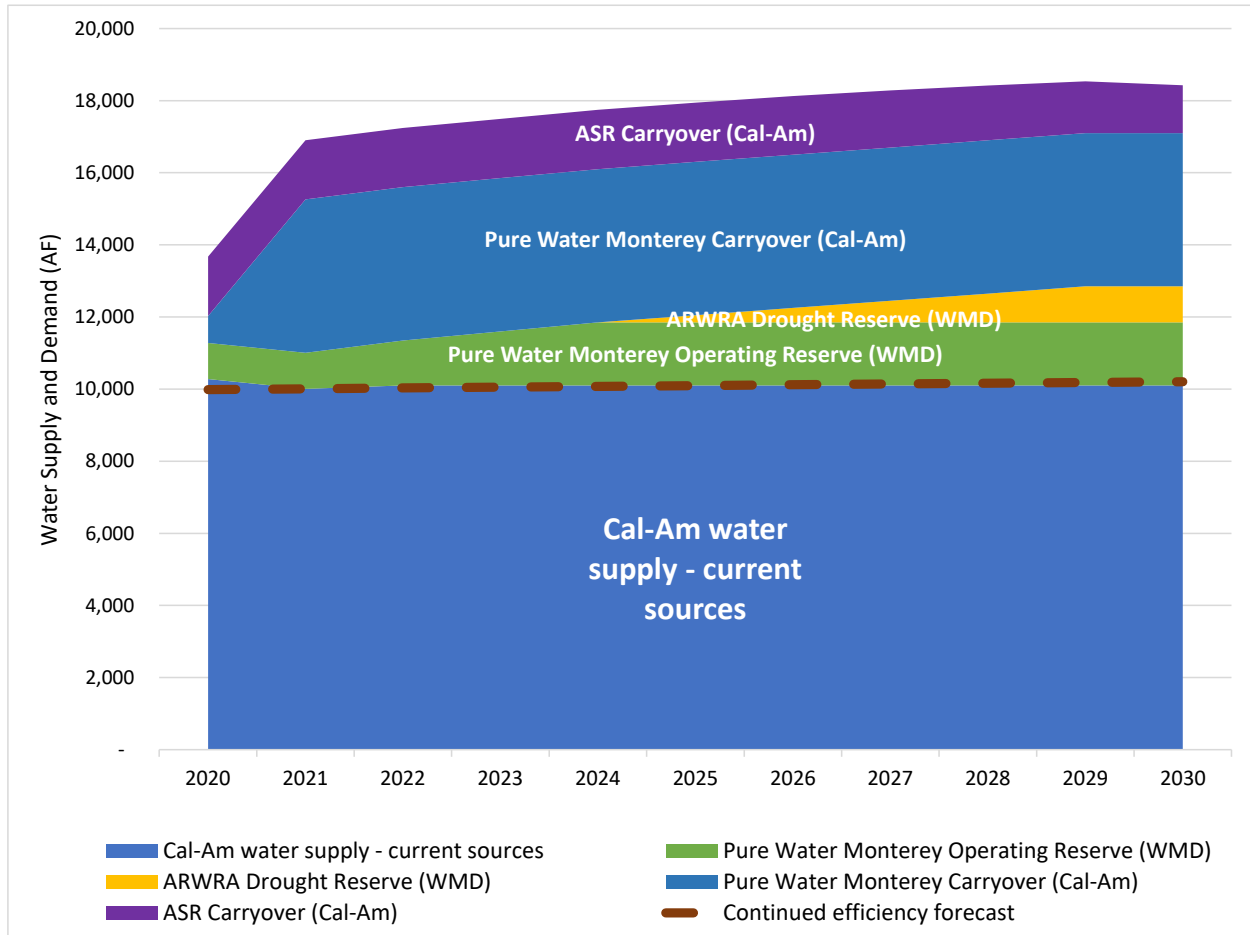
Discussion/Analysis: Peter Mayer prepared the Supplemental WaterDM Report utilizing the same forecast numbers that were used in his original April 21, 2020 report. In his report, he determined that Cal-Am's demand for its Monterey Main system would be 10,098 AFY in the year 2025. Mr. Mayer's report used a growth rate in population based upon the Association of Monterey Bay Area Governments' (AMBAG) 2018 forecast. AMBAG forecasted population growth between the years of 2020 to 2040. Mr. Mayer used that growth rate to determine the demand with both a "continued efficiency" forecast and a "current gpcd" forecast. Using those growth and demand numbers, Mr. Mayer then forecasted the demand of Cal-Am's Monterey Main system in gallons per capita per day (gpcd) for the next twenty years. The continued efficiency model developed in his April 21, 2020 report anticipates that enhanced conservation measures are very likely to continue due to increased legislative and regulatory requirements for Urban Water users to conserve water, plus Cal-Am's 5-tiered rate system encourages water conservation through monetary incentives.

In the Supplemental Report, Mr. Mayer evaluated Cal-Am's current water supply sources which include: the Carmel River, the Seaside Ground Water Basin, the Sand City Desalination Plant, Aquifer Storage and Recover (ASR), and PWM. Table 2 of the report shows the total 10,100 AF of supply for the Monterey Main System beginning in year 2022 to year 2030 and that Cal-Am's supply roughly equals demand under the "continued efficiency" forecast from 2022 to year 2030. In years 2026 through 2030, Cal-Am may need to use a small amount of its stored banked water reserves to meet demand. Cal-Am's anticipated groundwater storage in 2026 is over 8,000 AF.

Figure 2 below, page 15 of the Supplemental Report, shows Cal-Am's annual water supply sources meeting demand (shown by the red slotted line) through year 2025. It is estimated that in year 2026, Cal-Am may need to dip slightly into its banked reserves within the Seaside Basin to meet

demand. Above the forecast line are the different sources of storage/reserves available to Cal-Am, all of which water is stored in the Seaside Basin.

Figure 2



Mr. Mayer’s Supplemental Report shows that with prudent supply and demand management, Cal-Am has adequate supply and banked reserves to meet future demands without a major new water source for the next ten years.

Therefore, staff recommends that the Board of Directors receive and accept Peter Mayer’s supplemental report and authorize staff to forward a copy of the report to the California Coastal Commission and to other appropriate State and local agencies.

Environmental Review Compliance: None required.

Financial Impact:  Yes  No Funding Source/Recap: None

Other Considerations: None

Material Included for Information/Consideration: Resolution No. 2020-41; and, a copy of the Supplemental WaterDM Report.

Action Required:    \_\_\_X\_\_\_ Resolution    \_\_\_\_\_ Motion    \_\_\_\_\_ Review  
(Roll call vote is required.)

---

Board Action

Motion By \_\_\_\_\_ Seconded By \_\_\_\_\_ No Action Taken \_\_\_\_\_

Ayes \_\_\_\_\_

Abstained \_\_\_\_\_

Noes \_\_\_\_\_

Absent \_\_\_\_\_

June 30, 2020

Resolution No. 2020 - 41  
Resolution of the Board of Directors  
Marina Coast Water District  
Receive and Accept the Supplemental WaterDM Report, and Approve Submitting the  
Supplemental Report to the California Coastal Commission  
and Other Appropriate State and Local Agencies

RESOLVED by the Board of Directors (“Directors”) of the Marina Coast Water District (“District”), special meeting duly called and held on June 30, 2020 via a video conference pursuant to Governor Newsom’s Executive Order N-29-20, as follows:

WHEREAS, in August 2020, the California Coastal Commission (CCC) is scheduled to decide on approval or denial to California American Water Company (Cal-Am) for the Monterey Peninsula Supply Project, Desalination Plant; and,

WHEREAS, the District retained Peter Mayer of WaterDM to perform an independent supply and demand analysis on whether the Pure Water Monterey (PWM) Expansion would provide sufficient supply to meet the demands for Cal-Am’s service area in the Monterey Peninsula region; and,

WHEREAS, Mr. Mayer’s April 21, 2020 WaterDM Report showed that the expansion of PWM would provide sufficient water supply out to year 2040; and,

WHEREAS, pressure from the State Water Resources Control Board (SWRCB) is increasing to move a project along to ensure that the SWRCB’s cease-and-desist order to reduce the amount of intake from the Carmel River is met by Cal-Am; and,

WHEREAS, the District wanted to determine if a no project alternative (e.g. no desalination or PWM Expansion) would be feasible to comply with the cease-and-desist order, and still provide enough water from Cal-Am’s current resources for their Monterey main system; and,

WHEREAS, the District hired Mr. Mayer from WaterDM to analyze the supply sources and provide a supplemental report to the District; and,

WHEREAS, Mr. Mayer utilized from his April 21, 2020 WaterDM Report, the population forecast, and continued efficiency forecast to determine appropriate growth and consumption rates for Cal-Am’s Monterey main system; and,

WHEREAS, Mr. Mayer’s Supplemental WaterDM Report dated June 24, 2020 shows that Cal-Am’s demand could be met through its current supply and storage/reserves through year 2030 if it carefully manages its system; and,

WHEREAS, Cal-Am could comply with the cease-and-desist order, with or without an alternative permanent supply project to year 2030.

NOW, THEREFORE, BE IT RESOLVED, the Board of Directors of the Marina Coast Water District does receive and accept the Supplemental WaterDM Report and authorize staff to submit a copy of the report to the CCC and other appropriate State and Local Agencies.

PASSED AND ADOPTED on June 30, 2020 by the Board of Directors of the Marina Coast Water District by the following roll call vote:

Ayes: Directors \_\_\_\_\_

Noes: Directors \_\_\_\_\_

Absent: Directors \_\_\_\_\_

Abstained: Directors \_\_\_\_\_

\_\_\_\_\_  
Thomas P. Moore, President

ATTEST:

\_\_\_\_\_  
Derek Cray, Interim Secretary

CERTIFICATE OF SECRETARY

The undersigned Secretary of the Board of the Marina Coast Water District hereby certifies that the foregoing is a full, true and correct copy of Resolution No. 2020-41 adopted June 30, 2020.

\_\_\_\_\_  
Derek Cray, Interim Secretary



**Supplemental  
Expert Report and Recommendations of**

**Peter Mayer, P.E.**

**Regarding Water Supply and Demand in the  
California American Water Company's Monterey  
Main System**

**Prepared for:**

**The Marina Coast Water District**

June 24, 2020





**WATER DEMAND MANAGEMENT**  
1339 Hawthorn Ave.  
Boulder, CO 80304  
waterdm.com

## TABLE OF CONTENTS

LIST OF FIGURES.....	2
LIST OF TABLES.....	2
SCOPE OF INVESTIGATION.....	3
SUMMARY OF OPINIONS AND CONCLUSIONS .....	4
Analysis and Recommendations .....	5
Overview.....	5
Water Demand Forecasts .....	5
Water Supply.....	6
Water Supply for the Monterey Main System.....	6
Carmel River.....	6
Seaside Groundwater Basin – Native Groundwater.....	7
Aquifer Storage and Recovery .....	8
Sand City Desalination Plant.....	8
Pure Water Monterey.....	9
Seaside Basin Groundwater Storage Reserve.....	9
Total Supply in 2022 and Beyond .....	14
Water Demand Management.....	16
Expand Demand Management with Water Budgets.....	16
Conclusions and Recommendations .....	17
Appendix A – Materials Considered.....	19
Literature, Reports & Publicly Available Sources.....	19
Appendix B - Summary of Qualifications and Experience - Peter Mayer, P.E.....	22

## LIST OF FIGURES

Figure 1: Potential buildup of Seaside Basin groundwater reserve, 2020-2030 .....	13
Figure 2: Cal-Am Monterey Main System current supply sources, forecast demand, and potential buildup of Seaside Basin groundwater reserve, 2020-2030 .....	15

## LIST OF TABLES

Table 1: Cal-Am Monterey Main System water supply sources 2022 - 2030.....	11
Table 2: Cal-Am Monterey Main System current supply sources and forecast demand, 2020 - 2030.....	12
Table 3: Potential buildup of Seaside Basin groundwater reserve, 2020-2030 .....	12

## SCOPE OF INVESTIGATION

I was retained by the Marina Coast Water District to determine the reliable water sources available to the California-American Water Company (“Cal-Am”) for the Monterey Main system over the next five to ten years that will allow Cal-Am to reduce its unlawful water diversions from the Carmel River in accordance with provisions of a cease-and-desist order from the State Water Resources Control Board. This report is intended as a supplement to the report WaterDM submitted to the Marina Coast Water District on April 21, 2020 and the supplement utilizes and expands on the research, analysis, and forecasts prepared for the original report. For this supplement, I was specifically asked to consider Cal-Am’s available sources excluding the proposed Pure Water Monterey Expansion recycling facility and the proposed Monterey Peninsula Water Supply Project desalination project, neither of which are expected to be on-line before 2022. This report explores how Cal-Am can manage supply and demand until additional supplies become available.

My opinions are based on my understanding of the information available as of the date of this report and my experience evaluating municipal and industrial water supplies and demands and conservation measures. In forming my opinions, I also considered the documents, testimony, and other materials listed in Appendix A. Should additional information become available to me, I reserve the right to supplement this report based on any additional work that I may conduct based on my review of such materials.

## SUMMARY OF OPINIONS AND CONCLUSIONS

As result of my review of the items listed in Appendix A and other related and relevant documents and reports, my own independent analysis, and my expertise in municipal and industrial water use, water management, and engineering, I offer the following opinions and conclusions:

**With careful management of supplies and demands, Cal-Am can comply with the cease and desist order and reduce its Carmel River diversions by 2022, but current supplies are not sufficient for the long-term and offer limited cushion in the near-term.**

In 2022, when Cal-Am must reduce diversions from the Carmel River in compliance with provisions of a cease-and-desist order from the State Water Resources Control Board<sup>1</sup> the combination of available, reliable water supplies for the Monterey Main system totals 10,100 AF. In WaterDM's April 21, 2020 report demand was forecast to be 10,098 AF in 2025 under the most likely scenario.

Cal-Am can address this situation before 2022 by building up reserve storage in the Seaside Basin which provides banked water to draw on if it becomes necessary. This storage will help balance supply to meet variable demands in the coming years, but Cal-Am must also carefully manage demand in the Monterey Main system to ensure that it balances with available supply through all months of the year. Proven demand management tools should also be implemented as quickly as possible.

This is a water supply situation that requires judicious management of Cal-Am's available supplies over the coming few years and increased demand management measures to ensure there is sufficient supply to meet forecasted demands and essential services such as fire protection until additional sources of supply can be brought online.

Cal-Am and its customers are confronted with a situation in the coming years where the expected demand equals the available supply in the Monterey Main system supplemented with a banked storage reserve. Until an additional long-term water supply is realized, options such as leases or purchases could provide water much sooner and at a lower cost.

---

<sup>1</sup> The original order, issued in 1995, determined that Cal-Am was extracting over 14,000 acre-feet per year from the river when it had a legal right to 3,376 acre-feet. The Board determined that these excess diversions were adversely affecting the river's population of federally-threatened Central Coast steelhead. The Board ordered Cal-Am to develop or purchase alternative water supplies so it could end its excess diversions. Subsequent orders issued by the Board have included additional requirements, with Cal-Am currently required to end its excess diversions and be able to rely on a new source of water by December 2021.

## Analysis and Recommendations

### Overview

Beginning in January 2022, the California-American Water Company (“Cal-Am”) must reduce its water diversions from the Carmel River system in accordance with provisions of a cease-and-desist order from the State Water Resources Control Board. Neither the proposed Pure Water Monterey Expansion water recycling project nor the proposed Monterey Peninsula Water Supply Project desalination project are likely to be completed and on-line by January of 2022 and it is uncertain when additional supplies will be available. The purpose of this supplemental report is to analyze the available sources of water and explore how water service can be reliably supplied during this period of uncertainty.

This report is intended as a supplement to the report WaterDM submitted to the Marina Coast Water District on April 21, 2020 and the supplement utilizes and expands on the research, analysis, and forecasts prepared for the original report.

### Water Demand Forecasts

In its April 21, 2020 report, WaterDM prepared two forecasts for the Cal-Am Monterey Main System to estimate future average annual production, inclusive of treatment losses and non-revenue water. The growth rate in each forecast is based on the Association of Monterey Bay Area Governments’ 2018 forecast of anticipated population increase from 2020 to 2040.<sup>2</sup>

- The “Current gpcd”<sup>3</sup> forecast assumed the current rate of daily per person water usage continues into the future, without any increases in efficiency or conservation reductions.
- The “Continued efficiency” forecast includes the impacts of ongoing efficiency improvements by applying an indoor reduction factor.

Notably, both of these forecasts are higher than the forecasts Cal-Am itself produced for its most recent General Rate Case Application, which estimated demand for 2021 and 2022 at 9,789 acre-feet per year.<sup>4</sup> WaterDM’s “Continued efficiency” forecast for 2021 was 9,985 AF and for 2022 was 10,008 AF as shown in Table 2.

In this supplemental report, only the “Continued efficiency” forecast is used to evaluate supply adequacy over the coming years. The “Continued efficiency” forecast represents future production assuming slow, steady ongoing demand reductions from existing conservation

---

<sup>2</sup>This likely over-estimates Cal-Am’s future growth because it includes new population in portions of the cities of Monterey, Seaside, and Del Rey Oaks within the Fort Ord Buildout that will be served water by the Marina Coast Water District.

<sup>3</sup> gpcd = gallons per capita per day

<sup>4</sup> California-American Water Company. 2019. (U-210-W)

activities relative to current per-capita use. Specifically, the “Continued efficiency” forecast includes the anticipated impacts of continuing the long-term water conservation program measures described in published documents and recent testimony from Cal-Am and Monterey Peninsula Water Management District. It does not assume any drought restrictions or mandatory demand curtailments are applied. In my professional judgement, the “Continued efficiency” forecast represents the most likely forecast of future average annual production, inclusive of treatment losses and non-revenue water. By applying the additional demand management measures discussed in this supplement, Cal-Am could better manage peaks and reduce usage below this forecast level. Thus the “Continued efficiency” forecast used in this report to evaluate the adequacy of water supply over the coming years could be considered a conservative forecast.

## Water Supply

### Water Supply for the Monterey Main System

Cal-Am delivers water to its Monterey Main system from a diverse collection of water sources. Cal-Am has historically relied heavily on diversions from the Carmel River and Seaside Basin native groundwater to provide water to the Monterey Main system. In the future withdrawals from both sources must be reduced. Even under the best of circumstances it will be at least 2022 and likely later before a new water supply source is online. Cal-Am must carefully manage its supply portfolio in the coming years.

Table 1 presents the water supply sources available to Cal-Am for the coming years and Table 2 shows projected deliveries in the Monterey Main system including the Pure Water Monterey project along with the demand forecast prepared by WaterDM. All of the supply sources shown in Table 2 are documented in Table 1. The anticipated available reliable water supply in 2030 from each source is included and the total is 10,100 AF. Each source of water and the volume of available reliable supply is described in detail in the sections below.

### Carmel River

Diversions from the Carmel River, Cal-Am’s primary water source, must be reduced in accordance with a cease-and-desist order from the State Water Resources Control Board. The original order, issued in 1995, determined that Cal-Am was extracting over 14,000 acre-feet per year from the river when it had a legal right to 3,376 acre-feet. The State Water Resources Control Board determined that these excess diversions were adversely affecting the river’s population of federally threatened Central Coast steelhead and riparian habitat. The Board ordered Cal-Am to develop or purchase alternative water supplies so it could end its excess diversions.



Table 2 shows Carmel River production reducing to the mandated 3,376 AF in 2022. This is the volume to which Cal-Am has a legal right and is comprised of 2,179 AF from License 11866; 1,137 AF of pre-1914 appropriative rights; and 60 AF of riparian rights.<sup>5</sup>

Table 2 also shows an additional 300 AF of Carmel River supply based on Permit 21330.<sup>6</sup> Cal-Am's annual reports to the State Water Resources Control Board show that it has withdrawn an average of 428 AF per year from 2017-2019 under this permit. Also shown are expected deductions to its annual Carmel River Effective Diversion Limit that will be assessed to Cal-Am in 2020 and 2021 pursuant to the Cease and Desist Order.

Through 2021 Cal-Am is permitted to carry over Carmel River water it does not withdraw under its permits as a credit and to draw on this credit as the maximum amount of 750 AF per year. Usage of water in this carryover credit account is also reflected in Table 2. If this carryover credit were continued after 2021, it would provide a valuable source of supply until credits are exhausted.

### Seaside Groundwater Basin – Native Groundwater

Along with the Carmel River, the diversions of native groundwater from the Seaside Groundwater Basin must also be reduced which impacts Cal-Am Monterey. The Seaside Basin was over pumped by Cal-Am prior to the issuance of the 2006 Seaside Groundwater Basin adjudication which imposed triennial reductions in operating yield until the basin's "Natural Safe Yield" is achieved. For Cal-Am, the last reduction will occur on October 1, 2021 and Cal-Am will have rights to 1,474 acre-feet per year.

The Seaside Basin Watermaster states Cal-Am's "payback amount is currently estimated to be 18,000 acre-feet", thus 25.7 years of 700 AF per year re-payments would complete the payback.<sup>7</sup> The agreement requires payback to commence once the desalination project comes online. For the purposes of this analysis it was assumed that this obligation will only be triggered once Cal-Am obtains a permanent additional supply of water. It should be noted that to the extent Cal-Am can bank water in 2020 and 2021, it will benefit the Seaside basin and act as an offset to any delay in the payback.

Table 1 and Table 2 show 1,474 AF of supply available from the Seaside Basin from 2020 – 2030. This reflects a full utilization of Cal-Am's rights and a deferral of payback.

---

<sup>5</sup> Monterey Peninsula Water Management District. 2020. Supply and Demand for Water on the Monterey Peninsula prepared by David Stoldt. (3-13-2020, 12-3-2019, and 9-16-2019) (p.3)

<sup>6</sup> "In 2013, Cal-Am received Permit 21330 from the State Water Board for 1,488 AFA from the Carmel River. However, the permit is seasonally limited to December 1 through May 31 each year and subject to instream flow requirements." MPWMD Report (p.3)

<sup>7</sup> Seaside Basin Watermaster Jan. 8, 2020 Letter to Rachel Gaudion. Subject: Draft Supplemental Environmental Impact Report for the Proposed Modifications to the Pure Water Monterey Groundwater Replenishment Project (Draft Supplemental EIR)

The Seaside Basin Watermaster’s 2019 report to the Court overseeing the groundwater adjudication states that the total usable storage space in the entire Seaside Groundwater Basin is 52,030 AF. The report also describes the current allocation of that usable storage space among the Seaside Basin pumpers with Cal-Am allocated 28,733 acre-feet.<sup>8</sup> This allocation allows Cal-Am to bank water as described in the Seaside Basin Storage Reserve section below. This reserve will be an available supply “cushion” Cal-Am has to meet demand without relying on the Carmel River.

### Aquifer Storage and Recovery

Cal-Am participates in an aquifer storage and recovery (ASR) project that allows for the capture of excess Carmel River flows through wells along the river from December through May. This river water is then transferred through existing conveyance facilities and injected into the Seaside Groundwater Basin for later extraction. This project operates with four ASR well sites capable of both injection and extraction. Ownership and operation of this source water project has various components split between Cal-Am and the Monterey Peninsula Water Management District.<sup>9</sup>

There are two water rights that support the ASR system: Permit 20808A which allows maximum diversion of 2,426 AF and Permit 20808C which allows up to 2,900 AF for a total potential maximum annual diversion of 5,326 AF.<sup>10</sup> But in reality Cal-Am will only be able to divert, inject, and store the maximum permitted volume in the wettest of years.

Based on long-term historical precipitation and streamflow data, the ASR system is estimated to divert an average of 1,920 AF per year to storage. Table 1 and Table 2 assume 1,300 AF of ASR injection and recovery per year for 2022 – 2030.

Careful management of Cal-Am’s storage allocation in the Seaside Groundwater Basin and optimizing the storage opportunities it provides will help ensure a long-term reliable supply for the Cal-Am Monterey service area. Once the storage reserve is established (as shown in Figure 1 and Table 3), Cal-Am could recover more than 1,300 AF when needed.

### Sand City Desalination Plant

Cal-Am has an operating agreement for the Sand City Desalination Plant, a small facility designed to produce 300 acre-feet of water per year. Due to discharge permit requirements, to date the Sand City plant has never produced the full 300 AF and the maximum that it has ever produced was 276 AF in 2011. Over the life of the plant it has averaged 209 AF of production

---

<sup>8</sup> Seaside Basin Watermaster Annual Report – 2019, December 5, 2019

<sup>9</sup> California-American Water Company. 2019. (U-210-W) Update to General Rate Case Application, A.19-07-004. Direct Testimony of Christopher Cook. (p.7)

<sup>10</sup> MPWMD Report (p.3)

per year but it has only averaged 188 AF per year of production from 2016 – 2019.<sup>11</sup> Table 1 and Table 2 conservatively includes 150 AF per year of production well below the long-term average of 209 AF per year.

### Pure Water Monterey

Monterey One Water in partnership with the Monterey Peninsula Water Management District developed the Pure Water Monterey Groundwater Replenishment Project to create a reliable source of water supply to replace and supplement existing water supply sources for the Monterey Peninsula. The Pure Water Monterey project also makes available advanced treated water to the Marina Coast Water District.

The Pure Water Monterey Project is designed to produce 3,500 acre-feet per year of purified recycled water to compose a portion of Cal-Am’s water supply and to assist in complying with the State Water Resources Control Board orders. The source water for Cal-Am’s portion of the Pure Water Monterey Project are agricultural produce wash water and drainage flows from the Blanco Drain and Reclamation Ditch.

The Pure Water Monterey Project includes a 4 million gallon per day capacity water purification facility for treatment and production of purified recycled water that is conveyed and stored in the Basin using paired sets of shallow and deep injection wells. Project conveyance facilities include ten miles of pipeline from the purification facility to injection wells in the Seaside Groundwater Basin. This pipeline is owned and operated by the Marina Coast Water District.

Once injected, the purified recycled water augments existing groundwater supplies and can provide 3,500 acre-feet per year of water for extraction and direct use. Pure Water Monterey is operational in 2020 and Table 2 includes 3,500 AF per year of recovery from the Pure Water Monterey project starting in 2022.

Prior to 2022, under the cease and desist order, Cal-Am is penalized 1 AF of its Camel River effective diversion limit for every 1 AF of Pure Water Monterey recovered for use. So during 2020 and 2021, it would be beneficial for Cal-Am to continue using available Camel River water while banking excess Pure Water Monterey water in the Seaside Basin.

### Seaside Basin Groundwater Storage Reserve

Cal-Am is allocated 28,777 AF of total storage in the Seaside Groundwater Basin.<sup>12</sup> According to Cal-Am’s March 2020 report to the State Water Board, Cal-Am ended 2019 with 1,644 AF in storage from ASR carryover. Leading up to the cease and desist order deadline at the end of 2021, Cal-Am can continue diversions from the Carmel River while storing and banking excess Pure Water Monterey water in the Seaside Basin as carryover in addition to the 1,000 AF drought reserve discussed below. The analysis of Cal-Am’s potential storage build up in the Seaside Basin is presented in Table 3 and Figure 1.

---

<sup>11</sup> MPWMD Report

<sup>12</sup> Seaside Basin Watermaster Annual Report – 2019, December 5, 2019

Under the Water Purchase Agreement, the first 1,000 AF of water produced in the Pure Water Monterey facility is being injected and stored as an operating reserve in the Seaside Basin. This reserve will be banked during 2020, when it is estimated a total of 1,750 AF will be injected. Starting in 2022, when Cal-Am begins withdrawing water from the Pure Water Monterey project, an additional 250 AF per year will be added to the operating reserve until after three years it totals 1,750 AF. The operating reserve is owned by the Monterey Peninsula Water Management District and is available to ensure Cal-Am can recover 3,500 AF per year.

Under the Water Purchase Agreement for Pure Water Monterey, an additional and separate 1,000 AF drought reserve will be built up over five years in increments of 200 AF. In Table 3 and Figure 1 this is shown starting in 2025.

After injection, water in the operating reserve and drought reserve are owned by the Monterey Peninsula Water Management District and maintained for the benefit of Cal-Am. Cal-Am owns the ASR and Pure Water Monterey carryover water.

This banked storage provides a valuable and necessary buffer for Cal-Am to use if higher demand than forecasted should occur. Table 2 shows that in 2026 – 2030 demand is forecast to be slightly higher than projected available supply and withdrawals from banked storage may be necessary.

**Table 1: Cal-Am Monterey Main System water supply sources 2022 - 2030**

Water Source	AF/Year	Notes	Regulator	Data Source
<b>Carmel River – Cease and Desist Order</b>	3,376 AF.	2,179 AF from License 11866; 1,137 AF of pre-1914 appropriative rights; and 60 AF of riparian rights.	SWRCB Order 2016-0016	Cal-Am reports to the SWRCB
<b>Carmel River – Permit 21330</b>	300 AF	Only available Dec. – May.	SWRCB	Cal-Am reports to the SWRCB
<b>Seaside Basin Native Groundwater*</b>	1,474 AF	Reflects a delay in repayment of Cal-Am’s 25-year obligation to leave 700 AF of the 1,474 AF it is entitled.	Seaside Basin Watermaster	Watermaster’s annual reports.
<b>ASR Recovered Water</b>	1,300 AF	Based on long-term historical precipitation and streamflow, ASR system may be capable of recovering an average of 1,920 AF per year.	SWRCB Water Rights Permits 20808A & C	Cal-Am reports to the SWRCB
<b>Sand City Desalination Plant</b>	150 AF	300 AF capacity. Has averaged 209 AF over life of plant.	SWRCB Order 2016-0016 & Division of Drinking Water	Cal-Am reports to the SWRCB
<b>Pure Water Monterey</b>	3,500 AF	Withdrawals prior to 2022 will reduce Effective Diversion Limit from the Carmel River.	Division of Drinking Water & Seaside Basin Watermaster	TBD
<b>Additional Withdrawal from storage (excluding ASR recovery)*</b>	As needed	Variable volume of additional recoveries from storage taken as required.	SWRCB Water Rights Permits 20808A & C	Cal-Am reports to the SWRCB
<b>TOTAL</b>	<b>10,100 AF</b>			

\*Adjusted from WaterDM’s April 21, 2020 report.

**Table 2: Cal-Am Monterey Main System current supply sources and forecast demand, 2020 - 2030**

Cal-Am Water Supply (AF)	2020	2021	2022	2023	2024	2025	2026	2027	2028	2029	2030
Carmel River	8,310	8,310	3,376	3,376	3,376	3,376	3,376	3,376	3,376	3,376	3,376
<b>Deductions Pursuant to Cease &amp; Desist Order</b>											
Missed milestone	(250)	(1,250)									
ASR Injection Water	(600)	(600)									
Sand City Deduction	(150)	(150)									
Carmel River Carryover Credit	750	750									
Carmel River Permit 21330	250	300	300	300	300	300	300	300	300	300	300
Carmel River Total (net)	8,310	7,360	3,676	3,676	3,676	3,676	3,676	3,676	3,676	3,676	3,676
Seaside Basin	1,820	1,734	1,474	1,474	1,474	1,474	1,474	1,474	1,474	1,474	1,474
ASR recovery		764	1,300	1,300	1,300	1,300	1,300	1,300	1,300	1,300	1,300
Sand City Desal	150	150	150	150	150	150	150	150	150	150	150
Pure Water Monterey	1,750 <i>inject</i>	3,500 <i>inject</i>	3,500	3,500	3,500	3,500	3,500	3,500	3,500	3,500	3,500
Withdrawal from Storage Reserve to Meet Demand	-	-	-	-	-	-	20	42	64	85	107
<b>Total</b>	<b>10,280</b>	<b>10,008</b>	<b>10,100</b>	<b>10,100</b>	<b>10,100</b>	<b>10,100</b>	<b>10,120</b>	<b>10,142</b>	<b>10,164</b>	<b>10,185</b>	<b>10,207</b>
Continued Efficiency Forecast	9,985	10,008	10,030	10,053	10,075	10,098	10,120	10,142	10,164	10,185	10,207

**Table 3: Potential buildup of Seaside Basin groundwater reserve, 2020-2030**

Groundwater Storage (AF)	2020	2021	2022	2023	2024	2025	2026	2027	2028	2029	2030
ASR Carryover	1,644	1,644	1,644	1,644	1,644	1,644	1,624	1,582	1,518	1,433	1,326
PWM Operating Reserve	1,000	1,000	1,250	1,500	1,750	1,750	1,750	1,750	1,750	1,750	1,750
ARWRA Drought Reserve	-	-	-	-	-	200	400	600	800	1,000	1,000
PWM Carryover	750	4,250	4,250	4,250	4,250	4,250	4,250	4,250	4,250	4,250	4,250
<b>End of Year Groundwater Storage</b>	<b>3,394</b>	<b>6,894</b>	<b>7,144</b>	<b>7,394</b>	<b>7,644</b>	<b>7,844</b>	<b>8,024</b>	<b>8,182</b>	<b>8,318</b>	<b>8,433</b>	<b>8,326</b>

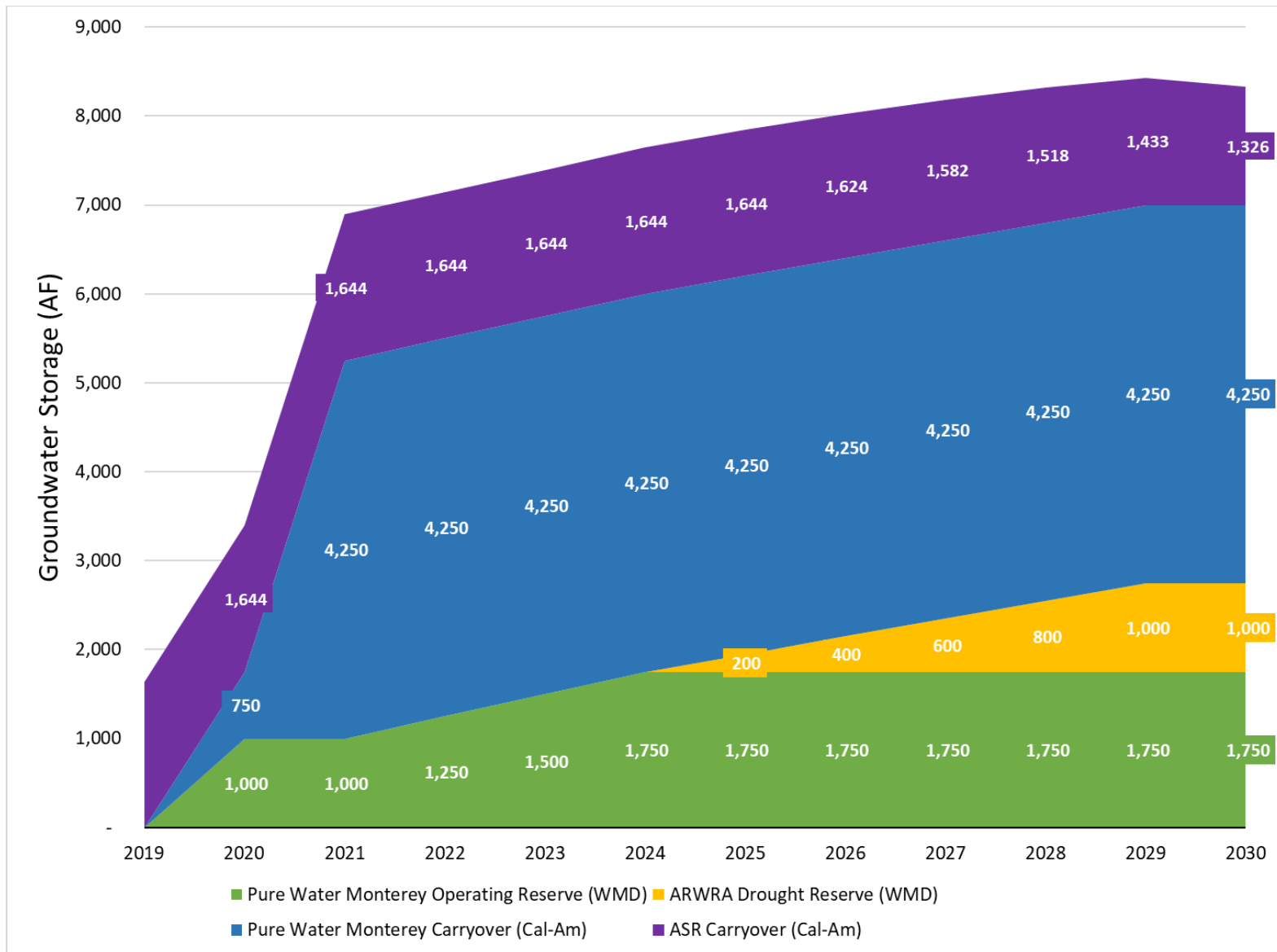


Figure 1: Potential buildup of Seaside Basin groundwater reserve, 2020-2030

## Total Supply in 2022 and Beyond

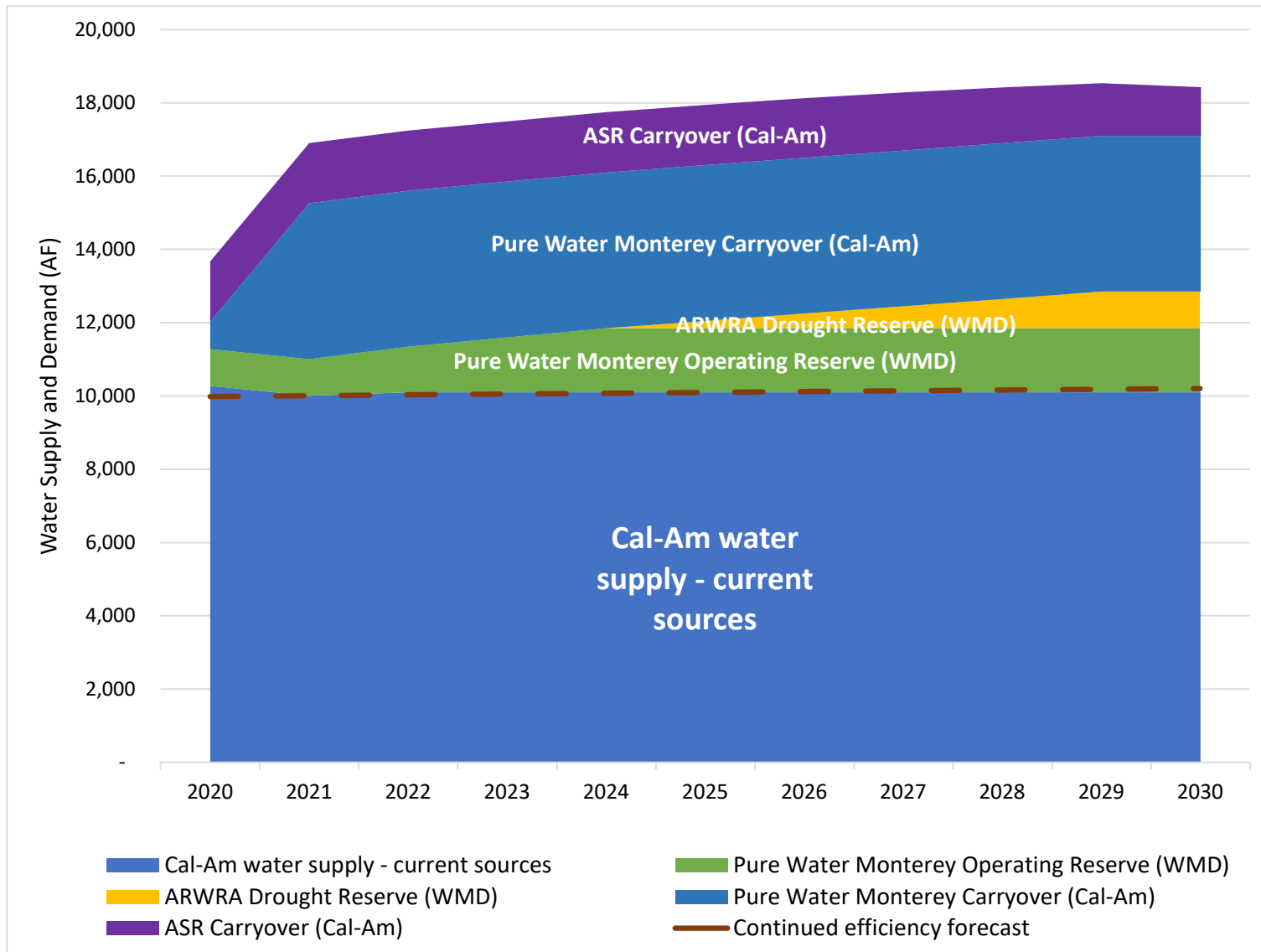
As shown in Table 2, in 2022 and going forward under the assumption of full compliance with reduction of Carmel River diversions under the cease and desist order, Cal-Am will have 10,100 AF per year of water supply plus the buffer banked storage in the Seaside Basin. Figure 2 shows the combination of the available annual water supply and build up of banked storage reserve along with the continued efficiency forecast. While supply and demand are essentially equivalent, the build up of storage provides a reserve for Cal-Am to draw upon if necessary.

Even with the storage buffer provided by the Seaside Basin, a situation where supply equals demand is undesirable and problematic over the long-term for Cal-Am's customers from economic, fire protection, water quality, and infrastructure perspectives. While Cal-Am has sufficient resources to meet demand and halt its illegal Carmel River diversions in 2022, the water customers of the Monterey Main system need additional sources of water.

In WaterDM's April 21 report it was noted that with the addition of the Pure Water Monterey Expansion project providing an additional 2,250 acre-feet per year of supply to Cal-Am, the combination of Cal-Am's available and reliable water resources provides sufficient supply potential to meet annual future demand in 2040 by more than 1,200 acre-feet (an 11.9% surplus).

While proposals for new desalination or water recycling once realized will improve the supply situation greatly, leases or purchases could provide water on at least a temporary basis much sooner and at a lower cost. Cal-Am and the Monterey Peninsula Water Management District should consider every option available for supplementing and managing Cal-Am's Monterey Main system supply and demand.





**Figure 2: Cal-Am Monterey Main System current supply sources, forecast demand, and potential buildup of Seaside Basin groundwater reserve, 2020-2030**

## Water Demand Management

WaterDM's April 21 report noted that the Monterey region has been regarded as a model for water conservation programs for many years. Cal-Am and the Monterey Peninsula Water Management District implement an array of effective demand management policies and programs that are likely to extend water efficiency gains. Cal-Am implements an active water conservation program including a steeply inclining five-tier block rate pricing structure and customer incentives for installing drought tolerant landscapes and high-efficiency fixtures and appliances. Cal-Am also implements a rigorous utility-scale water loss control program aimed at reducing real losses in its distribution system. Local development regulations ensure that all new and remodeled buildings are equipped with high-efficiency fixtures and appliances.

Cal-Am's local efforts are in parallel to broader policy measures at the state level, designed to further increase efficiency. The State of California has implemented a series of laws and directives to ensure future water efficiency across the state including Assembly Bill 1668 and Senate Bill 60 which effectively mandate an ongoing reduction in per capita use. Cal-Am's continued compliance with these regulations and its active efforts to reduce customer water demand in the future are likely to gradually further decrease per capita water use across the service area.

All of the measures currently implemented will be extremely helpful in increasing water efficiency in the region, but more can be done to manage demand in the Monterey Main system.

### Expand Demand Management with Water Budgets

To halt illegal diversions and comply with the cease and desist order, customers of the Monterey Main system must manage their water use to match an available volumetric target over the coming years. An effective approach for managing demand to match an available supply target is the establishment of customer specific monthly water budgets.

A water budget represents a reasonable volume of usage for each customer, based on the specific needs and requirements of each customer and the available water supply. The water budget is a volumetric target based on the legitimate needs of the customer and the available water supply and provides a customer-specific mechanism for monitoring compliance with demand management measures.<sup>13</sup> Water budgets are a familiar concept in the region with Santa Cruz, Hayward, and Visalia all utilizing water budgets in some form. In Southern California water budgets are utilized by LADWP, Irvine Ranch, Eastern Municipal, and many other urban water providers.

The approach of using water budgets to manage demand was successfully implemented during California's most recent period of drought by the California Water Company in its Visalia District. For the Visalia District, the mandated drought reduction goal was 32% below its 2013

---

<sup>13</sup> Mayer, P.W. et. al. 2008. Water Budgets and Rate Structures: Innovative Management Tools. Journal of the American Water Works Association. May 2008. Vol. 100, No. 5.

residential per capita water use to be achieved by February 2016. This state-mandated goal served as motivation for the creation of customer level budgets, set at 32% reduction from 2013 usage.<sup>14</sup> Drought surcharges were based on the extent of overuse. Customers using less than their monthly budget could bank savings in that month and use it to offset excess use in a future billing period. The Visalia water budget program was successful in achieving the demand reduction goals.<sup>15</sup>

The water budgets implemented in the Monterey Main system need not be tied to the water rate or penalty structure and can be primarily informational. Even without a connection to the water rate structure, water budgets serve the dual purpose of communicating with customers what is a reasonable and expected volume of use during a time of shortage and informing Cal-Am and/or the Monterey Peninsula Water Management District every time usage exceeds a budgeted amount. This enables the customer to immediately act if their usage exceeds budgeted amounts and it empowers the utility to address any customer with usage that is deemed unreasonable given the supply limitations. This in turn enables demand management across the entire system, tuned to the desired level of consumption to the extent possible.

### Other Demand Management Measures

Other measures that Cal-Am should consider for managing demand until additional supply comes online include:

- adjust irrigation schedules – particularly during peak summer months
- strictly enforce water waste ordinances
- eliminate all but essential line flushing and hydrant testing
- limits on all non-essential uses
- leak detection – utilize metering technology like AMI and adaptive technology like home flow monitoring<sup>16</sup> to reduce customer-side leakage

Running out of water is not an acceptable option and an effective demand management plan must be readied in advance so that necessary measures can be implemented when and if they are needed in the coming years.

### Conclusions and Recommendations

For the April 21 report, WaterDM conducted an analysis of the historic production trends in the Cal-Am service area and forecast growth in the service area. WaterDM developed an

---

<sup>14</sup> Exceptions were made if the reduction resulted in a water budget that fell below a specified health-and-safety volume. If this happened, the larger health-and-safety budget was used instead. Visalia also offered an appeals and variance process.

<sup>15</sup> Bamezai, A. L. Maddaus, et. al. 2019. Use and Effectiveness of Municipal Irrigation Restrictions During Drought. Alliance for Water Efficiency. Chicago, IL.

<sup>16</sup> Devices by companies like Flume and Phyn detect customer-side leaks and abnormal usage and provide automatic alerts.

independent forecast of future water requirements based on the Associated Monterey Bay Area Governments (AMBAG) 2018 forecast of future population growth for the Cal-Am service area.

For this supplemental report, WaterDM considered Cal-Am's available sources from 2022 – 2030 excluding the proposed Pure Water Monterey Expansion recycling facility and the proposed Monterey Peninsula Water Supply Project desalination project, neither of which are expected to be on-line before 2022. This report explores how Cal-Am can manage supply and demand until such a supplemental supply source becomes available.

**With careful management of supplies and demands, Cal-Am can comply with the cease and desist order and reduce its Carmel River diversions by 2022, but current supplies are not sufficient for the long-term and offer limited reserve in the near-term.**

In 2022, when Cal-Am must reduce diversions from the Carmel River in compliance with provisions of a cease-and-desist order from the State Water Resources Control Board the combination of available, reliable water supplies for the Monterey Main system totals 10,100 AF. In WaterDM's April 21, 2020 report demand was forecast to be 10,098 AF in 2025 under the most likely scenario.

Cal-Am can address this situation before 2022 by building up reserve storage in the Seaside Basin which provides banked water to draw on if it becomes necessary. This storage will help balance supply to meet variable demands in the coming years, but Cal-Am must also carefully manage demand in the Monterey Main system to ensure that it balances with available supply through all months of the year. Proven demand management tools should also be implemented as quickly as possible.

This is a water supply situation that requires judicious management of Cal-Am's available supplies over the coming few years and increased demand management measures to ensure there is sufficient supply to meet forecasted demands and essential services such as fire protection until additional sources of supply can be brought online.

Cal-Am and its customers are confronted with a situation in the coming years where the expected demand equals the available supply in the Monterey Main system supplemented with a banked storage reserve. Until an additional long-term water supply is realized, options such as leases or purchases could provide water much sooner and at a lower cost.

## Appendix A – Materials Considered<sup>17</sup>

### Literature, Reports & Publicly Available Sources

American Water Works Association. 2017. Manual of Water Supply Practices-M50, Third Edition.

American Water Works Association. 2012. Manual of Water Supply Practices-M50, Second Edition.

American Water Works Association. <https://www.awwa.org/Publications/Manuals-of-Practice> (Accessed 4/10/2020).

Association of Monterey Bay Area Governments. 2018 Regional Growth Forecast.

Bamezai, A., L. Maddaus, et. al. 2019. Use and Effectiveness of Municipal Irrigation Restrictions During Drought. Alliance for Water Efficiency. Chicago, IL.

Brooks, D.B. 2007. An Operational Definition of Water Demand Management. International Journal of Water Resources Development. Volume 22, 2006 - Issue 4

California Coastal Act Sections 30108, 30260 - <https://www.coastal.ca.gov/coastact.pdf>

California Coastal Commission Staff Report: Recommendation on Appeal Substantial Issue & De Novo Hearing and Consolidated Coastal Development Permit, California Coastal Commission, Application 9-19-0918 / Appeal A-3-MRA-19-0034 (California American Water Co.). Staff Report Date: 10-28-2019.

California Law. Conservation, Development, and Utilization of State Water Resources. [http://leginfo.legislature.ca.gov/faces/codes\\_displaySection.xhtml?lawCode=WAT&sectionNum=10631](http://leginfo.legislature.ca.gov/faces/codes_displaySection.xhtml?lawCode=WAT&sectionNum=10631)

California Public Utilities Commission. Decision 18-09-017, September 13, 2018

California-American Water Company. 2019. (U-210-W) Update to General Rate Case Application, A.19-07-004. Direct Testimony of Christopher Cook. Direct Testimony of Stephanie Locke.

California-American Water Company. 2012. Urban Water Management Plan. Water Systems Consulting, Inc.

California-American Water Company. 2020. <https://www.watersupplyproject.org/system-delivery> (accessed 3/25/2020)

---

<sup>17</sup> Materials Considered also includes all materials cited in the footnotes of this Report.

California-American Water Company. 2016-2020. Quarterly and Annual Reports, SWRCB Order WR 2016-0016 / WR 2009-0060. <https://amwater.com/caaw/customer-service-billing/billing-payment-info/water-rates/monterey-district> (accessed at various times)

Daily Mail UK. 5-20-1018. Melbourne desalination plant costs tax-payers an eye-watering \$649 million in annual operating charges. <https://www.dailymail.co.uk/news/article-5749621/Melbourne-desalination-plant-costs-tax-payers-eye-watering-649-million-year-operate.html> (accessed 4/17/2020)

Direct Testimony of David Mitchell Before the Public Utilities Commission of the State of California. Application 19-07-004 (Filed July 1, 2019)

Direct Testimony of Ian Crooks Before the Public Utilities Commission of the State of California. Application 12-04-019 (Filed April 23, 2012)

Hazen and Sawyer. 2020. California American Water Peer Review of Supply and Demand for Water on the Monterey Peninsula prepared by Kevin Alexander and Cindy Miller. (1-22-2020)

Mayer, P.W., et. al. 2018. Peak Day Water Demand Management Study Heralds Innovation, Connection, Cooperation. Journal of the American Water Works Association. May 2018 110:5.

Mayer, P.W. et. al. 2008. Water Budgets and Rate Structures: Innovative Management Tools. Journal of the American Water Works Association. May 2008. Vol. 100, No. 5.

Montgomery and Associates. 2019. Technical Memorandum. Expanded PWM/GWR Project SEIR: Groundwater Modeling Analysis

Monterey One Water. May 28, 2010 Progress Report on Pure Water Monterey Expansion.

Monterey One Water. November 12, 2019 M1W presentation to the Monterey County Farm Bureau and the Grower-Shipper Association and the September 30-2019 M1W board meeting

Monterey One Water. April 2020. FINAL Supplemental Environmental Impact Report for the Proposed Modifications to the Pure Water Monterey Groundwater Replenishment Project.

Monterey One Water. April 11, 2020. Source Water Operational Plan Technical Memorandum. Prepared by Bob Holden, PE, and Alison Imamura, PE.

Monterey Peninsula Water Management District. 2020. Supply and Demand for Water on the Monterey Peninsula prepared by David Stoldt. (3-13-2020, 12-3-2019, and 9-16-2019)

Monterey Peninsula Water Management District. 2020. March 6 response to the Hazen Report including supporting exhibits prepared by David Stoldt.

Monterey Peninsula Water Management District. Map created by Eric Sandoval. 2/17/2006.

Seaside Basin Watermaster Annual Report – 2019, December 5, 2019

Seaside Basin Watermaster Jan. 8, 2020 Letter to Rachel Gaudion. Subject: Draft Supplemental Environmental Impact Report for the Proposed Modifications to the Pure Water Monterey Groundwater Replenishment Project (Draft Supplemental EIR)

Voice of San Diego. 8/29/2017. Desal Plant Is Producing Less Water Than Promised.  
<https://www.voiceofsandiego.org/topics/science-environment/desal-plant-producing-less-water-promised/> (Accessed 4/9/2020).

## Appendix B - Summary of Qualifications and Experience - Peter Mayer, P.E.

### **PETER W. MAYER, P.E.**

Principal

Water Demand Management

1339 Hawthorn Ave.

Boulder, CO 80304

720-318-4232

peter.mayer@waterdm.com

### *WORK EXPERIENCE*

Principal, WaterDM - 2013-present. (Registered Professional Engineer, Colorado, PE 0038126)

Vice President, Partner, and Senior Project Engineer, Aquacraft, Inc. 1995-2012

Editor, Calvert Independent, 1988-1990

Coordinator, University of Wisconsin, College Year in India Program, Madurai, India 1991-92

Educator-Fellow, Oberlin Shansi Memorial Association, Madurai, India 1986-88

Station Manager, WOBC-FM, Oberlin, Ohio 1985-86

### *AFFILIATIONS*

American Water Works Association

Associate Editor AWWA Water Science

Member— Customer Metering Practices Committee, Distribution and Plant Operations Division

Chair – M22 manual 3<sup>rd</sup> and 4<sup>th</sup> ed. re-write sub-committee

Member – M6 manual 6<sup>th</sup> ed. Re-write sub-committee

Former Trustee – Water Conservation Division

American Water Resources Association

American Society of Civil Engineers

Alliance for Water Efficiency

Colorado River Water Users Association

Colorado Water Wise

Colorado Water Congress

### *EDUCATION*

Master of Science, 1995, Water Resources Engineering, Department of Civil, Environmental and Architectural Engineering, University of Colorado, Boulder.

Bachelor of Arts, 1986, Oberlin College, Oberlin Ohio. Anthropology (Honors).

### *SELECTED PROJECTS*

#### **City of Tucson Water Conservation and Integrated Water Resources Plan (2019-2020)**

Peter Mayer is working with Tucson staff to develop a 10-year water conservation implementation plan to integrate this work with the City's long-term integrated water resources plan being conducted by a large consulting team.



**California DWR Research and Development of Indoor Residential Water Use Standards (2019-2021)**

Peter Mayer is advising the California Department of Water Resources on a series of research projects to investigate indoor residential per capita use for the purpose of reporting to the legislature on future efficiency standards.

**Metropolitan Water District of Southern California Demand Management Cost Functional Assignment (2018 – 2019)**

Peter Mayer developed an analysis of Metropolitan’s demand management and local resources development programs for the purpose of functional cost assignment in the ratemaking process.

**New York City Integrated Water Resources Plan (2018 – 22)**

Peter Mayer is leading the water conservation task of this five-year planning project awarded to a team lead by Hazen and Sawyer.

**Northglenn Colorado Integrated Water Resources Plan (2019-20)**

WaterDM is teamed with ELEMENT Water Consulting to prepare an integrated water resources plan for the City of Northglenn, a suburb of Denver.

**Northern Water Conservation Program Planning (2017-18)**

Peter Mayer worked closely with the Northern Colorado Water Conservancy District to plan for the future of their regional conservation program.

**Westminster Rate and Fee Cost of Service Study (2017-18)**

Peter Mayer was a member of the Raftelis Consulting team which developed this extensive cost of service analysis for this Colorado utility.

**Rachio Water Management Implementation and Research (2016 –18)**

Peter Mayer served as an expert advisor and technical consultant to the Rachio irrigation control and technology company. Together, they implemented peak day water management programs.

**FL v. GA, 142, Original (2016)**

Peter Mayer testified as an expert witness on municipal and industrial water use on behalf of the State of Georgia at the US Supreme Court trial held in November 2016. Peter prepared an expert report, expert testimony, testified at the trial, and was deposed in this case.

**Water Resource Foundation #4689 Assessing Water Demand Patterns to Improve Sizing of Water Meters and Service Lines (2016-20)**

Peter Mayer was the Principal Investigator for this research study taking place in Colorado and Arizona that closely examined meter and service line sizing.

**Austin Water Integrated Water Resources Plan (2016-17)**

Peter Mayer was an expert advisor to the CDM/Smith team on water demand and conservation and assisted in preparation of the Austin Integrated Water Resources Plan.

**Colorado State Water Supply Initiative (2009-10, 2016-19)**

Peter Mayer was part of a team that prepared technical analysis of future water demands and requirements in Colorado as part of the State's ongoing planning efforts.

**New York City Water Board Water Demand Management Planning (2014 – 2019)**

Peter Mayer was the lead for this project that prepared ten water conservation plans for wholesale customers of the NYC Water Board located in Westchester County and other upstate NY locations.

**Outdoor Water Savings Initiative, Alliance for Water Efficiency (2014 – present)**

Peter Mayer is the director of research for the Alliance for Water Efficiency's Outdoor Water Savings Initiative. Peter completed a literature review project in 2015, managed the landscape transformation study (2019) and is currently managing the drought response and water savings study (2020).

**Residential End Uses of Water Study Update, Water Research Foundation (2010 – 2016)**

Peter Mayer was the co-principal investigator of this research study that measured residential water use in 25 cities across the US and Canada. Final report is available from the Water Research Foundation.

**Hilton Head PSD Water Demand Management Plan (2015)**

Peter Mayer lead a team that prepared a long term water demand management plan for this coastal island community.

**City of Arvada Expert Witness Services (2016)**

Peter Mayer was hired as an expert witness on municipal and industrial water demands by the City of Arvada. Peter prepared and submitted an expert report in preparation for trial. The report was accepted by both sides and deposition and testimony were not required.

**City of Arvada Water Supply and Demand Study (2014 –2016)**

Peter Mayer led a team that evaluated future water supply and demands for this Denver suburb, under climate change conditions.

**Roaring Fork Regional Water Conservation Planning (2014 - 2015)**

Working with ELEMENT Water Consulting, Peter Mayer prepared a series of water conservation plans for Aspen, Basalt, Carbondale, and Glenwood Springs, Colorado and a regional conservation plan for the entire Roaring Fork Valley. An important goal of these plans was to ensure adequate environmental flows in local rivers and creeks.

**City of Louisville Water Conservation Plan (2015)**

Peter Mayer worked with CH2M to prepare a state approved water conservation plan for the City of Louisville Colorado.

**City of Greeley Water Conservation Plan and Avoided Cost Analysis (2014 –2015)**

Peter Mayer worked closely with the City of Greeley staff to update their water conservation plan for the next 7 years and to complete an avoided cost analysis that evaluates the impact of Greeley’s water efficiency efforts since 1992 on customer water rates.

**Senior Technical Advisor, Alliance for Water Efficiency (2007 – 2019)**

The Alliance for Water Efficiency is a national NGO focused on promoting water conservation and efficiency. Peter Mayer helped found the organization and now served as a senior technical advisor and the newsletter editor for 12 years.

**G480 Water Conservation Program Operation and Management Standard (2011-2013, 2018-19)**

The G480 is a voluntary water conservation program operation and management standard approved by AWWA and ASNSI in 2013. Peter Mayer chaired the subcommittee that created the standard and was a key author of the document. He is a member of the subcommittee developing version 2.0.

**Eastern Municipal Water District – Water Efficient Guidelines for New Development (2012-13)**

Peter Mayer prepared a set of detailed, voluntary water efficiency guidelines for new construction in the Eastern Municipal Water District that go beyond current building codes and standards to increase water use efficiency.

**City of Westminster Residential Demand Study and Conservation Plan Preparation (2012)**

Peter Mayer and Aquacraft conducted a residential end use study in Westminster, Colorado to determine water use patterns and the level of water efficiency achieved. This information was then used in support of preparation of new water conservation plan for the City.

**Northern Water Conservation Survey and Plan Development (2011)**

The Northern Colorado Water Conservancy District hired Peter Mayer and Aquacraft to conduct a survey of its’ 45 municipal members. The results of the survey were used to update Northern’s water conservation plan for the Bureau of Reclamation.

**Colorado Water Supply Initiative Municipal and Industrial Conservation Strategies (2010)**

In support of the Statewide Water Supply Initiative (SWSI), the Interbasin Compact Committee (IBCC), and other water conservation efforts throughout the state, the CWCB contracted with Peter Mayer and Aquacraft to develop the conservation strategies section of the 2010 SWSI update.

**Best Practices Guide for Colorado Water Conservation (2010)**

Colorado Water Wise contracted with Peter Mayer and Aquacraft to research and produce a guidebook on water conservation best practices for Colorado. The guide was published in 2010 and is available for free download.

#### **Evaluation of California Weather-Based “Smart” Irrigation Controller Programs (2005-2009)**

Smart irrigation controllers that use prevailing weather conditions to adapt water applications to the actual needs of plants represent a significant advancement. Peter Mayer was the principal investigator on this study for the California Department of Water Resources, the California Urban Water Conservation Council, and approximately 30 participating water agencies examined the impact of 3,112 smart controllers on water use in northern and southern California.

#### **Water Conservation: Customer Behavior and Effective Communications (2006 – 2009)**

Peter Mayer and Aquacraft subcontracted to ICF International on this AwwaRF research project which examined water conservation social marketing programs and measured the impact of utility outreach efforts on customer behavior. The study examined water conservation communication campaigns in terms of customer recognition, attitudinal changes, behavior modification, and verifiable water use reductions and recommended the most effective methods and techniques for designing and implementing water conservation social marketing campaigns.

#### **Water Budgets and Rate Structures: Innovative Management Tools (2005-2007)**

Water budget rate structures are an innovative and increasingly popular tool for water utilities trying to convey an effective water efficiency message. This AwwaRF Tailored Collaboration project co-lead by Aquacraft and A&N Technical Services examined all aspects of water budgets and how they fit into the pantheon of water rate structures.

#### **Water Conservation Plan Development and Demand Forecasting (2006–2010)**

The State of Colorado requires that utilities seeking loans file a water conservation plan that includes detailed demand forecasts that incorporate water conservation. Aquacraft has developed conservation plans and demand forecasts for the cities of Aurora, Fort Collins, Glenwood Springs, Westminster, and Greeley, Colorado. In addition, Peter Mayer was contracted by the Colorado Water Conservation Board to review submitted conservation plans for compliance with statute.

#### **Expert Testimony NEORSW Wastewater Case (2008)**

Working with the Department of Justice, Peter Mayer developed a detailed research plan for the City of Cleveland to help them determine the contribution of wastewater flows from single-family, multi-family, and non-residential customers.

#### **US EPA National Water Efficiency Market Enhancement Program (2004-2005)**

The EPA is interested in starting a water efficiency program comparable the Energy STAR program. This project involves investigating potential product categories and product lines that

improve water efficiency and could be including the EPA program, such as weather-based irrigation control technology.

**City of Carnation Water Conservation Demand Analysis (2004-2005)**

In late 2004 Peter Mayer worked with the Pacific Institute, Carollo Engineers, and King County, Washington to determine the conservation potential evaluate the cost-effectiveness of water conservation in new and existing homes and businesses in the City of Carnation. Carnation is a small town that is currently not sewered. The County and the City are working together to provide a sanitary sewer system and treatment facility.

**National Multiple Family Submetering and Allocation Billing Program Study (2002-2004)**

Charging residents in multi-family house separately for water is growing trend in the United States. Peter Mayer was the principal investigator for this study which looked at the entire phenomena of submetering and allocation billing techniques and examined the potential water savings, regulatory issues, utility concerns, water rates, and regulatory climate.

**Tampa Retrofit Project (2002-2003)**

**Colorado Department of Human Services Water Rights Study (2003)**

**Pinellas County Utilities Water Conservation Opportunities Study, (2002)**

**Virtual Water Efficient Home Web Site, (2001-2002)**

**East Bay MUD Conservation Retrofit Study, (2001-02)**

**CII Demand Assessment and Conservation Plan, Westminster, CO, (2000-01)**

**Seattle Home Water Conservation Study, Seattle Public Utilities and EPA, (1999-2000)**

**Commercial and Institutional End Uses of Water, AWWARF, (1998-2000)**

**Water Conservation Plan, City of Thornton, CO, (1998-2000)**

**Demand Analysis for the University of Colorado, (2000)**

**Water Conservation Futures Study, City of Boulder, CO, (1998-1999)**

**Water Efficiency in Water Wise and Standard New Homes, (1999-2000)**

**Residential End Uses of Water Study, AWWARF, (1996-1999)**

**Comparison of Demand Patterns among CI and SF Customers, Westminster, (1997-1998)**

**Analysis of Southern Nevada Xeriscape Project, (1998-2000)**

**Westminster, Peak Use Study, (1996)**

**Westminster Residential Water Use Study, (1995-1996)**

*PUBLICATIONS AND PRESENTATIONS*

Rupprecht, C., M.M. Hamilton, and P.W. Mayer. 2020. Tucson Examines the Rate Impacts of Increased Water Efficiency and Finds Customer Savings. Journal of the American Water Works Association. January 2020, pp. 33-39.

<https://awwa.onlinelibrary.wiley.com/doi/10.1002/awwa.1429>

Mayer, P.W., S. Davis, S. Buchberger, C. Douglas. 2020. Assessing Water Demand Patterns to Improve Sizing of Water Meters and Service Lines. Final Report of Project 4689. Water Research Foundation, Denver, Colorado. <https://www.waterrf.org/research/projects/assessing-water-demand-patterns-improve-sizing-water-meters-and-service-lines>

Douglas, C., S. Buchberger, and P. Mayer. Systematic Oversizing of Water Meters. 2019. AWWA Water Science Journal. December 2019.

<https://awwa.onlinelibrary.wiley.com/doi/abs/10.1002/aws2.1165>

Mayer, P.W. 2019. Water Demand Trends, Efficiency and the Future of American Water Use. Keynote Address. University Council on Water Resources (UCOWR) Annual Conference. Snowbird, UT.

Mayer, P.W. 2018. Water Management's Quiet Hero – the Water Meter. Contractor Magazine. November, 2018.

Mayer, P.W., et. al. 2018. Peak Day Water Demand Management Study Heralds Innovation, Connection, Cooperation. Journal of the American Water Works Association. May 2018 110:5.

Mayer, P.W. 2018. Water Demand Trends, Efficiency and the Future of Urban Water Use. Keynote Address. Next Generation Water Summit 2018. Santa Fe, NM.

Mayer, P.W., and R. Smith. 2017. Peak Day Water Demand Management Study. Alliance for Water Efficiency. Chicago, IL.

Mayer, P.W., et. al. 2017. Peer Review of the Water Conservation Programs of the Metropolitan Water District of Southern California. Alliance for Water Efficiency. Chicago, IL.

Mayer, P.W. 2017. Water Conservation Keeps Rates Low in Tucson, Arizona. Alliance for Water Efficiency. Chicago, IL.

Mayer, P.W. 2017. Water Conservation Keeps Rates Low in Gilbert, Arizona. Alliance for Water Efficiency. Chicago, IL.

Mayer, P.W. 2016. Water Research Foundation Study Documents Water Conservation Potential and More Efficiency in Households. Journal of the American Water Works Association. October 2016 108:10.

Mayer, P.W. 2016. American Water Demand Trends and the Future of Conservation. Keynote Address- Gulf Coast Water Conservation Symposium, Houston, TX.

DeOreo, W.B., P. Mayer, J. Kiefer, and B. Dziegielewski. 2016. Residential End Uses of Water, Version 2. Water Research Foundation. Denver, CO.

Shimabuku, M., D. Stellar, and P. Mayer. 2016. Impact Evaluation of Residential Irrigation Audits on Water Conservation in Colorado. Journal of the American Water Works Association. May 2016, 108:5. Denver, Colorado.

Mayer, P.W., P. Lander, and D. Glenn. 2015. *Outdoor Water Use: Abundant Savings, Scant Research*. Journal of the American Water Works Association. February 2015, 107:2. Denver, Colorado.

Mayer, P.W. 2015. American Water Use Trends 1995-2015 and Future Conservation Potential. WaterSmart Innovations Conference. Las Vegas, NV.

Mayer, P.W. 2015. Introducing AWWA's New M22 Manual - Sizing of Water Service Lines and Meters. Proceedings of the AWWA Annual Conference and Exposition. Anaheim, CA. and North American Water Loss Conference. Atlanta, GA.

Mayer, P.W. et. al. 2014. *Conservation Efforts Limit Rate Increases for Colorado Utility*. Journal of the American Water Works Association. April 2014, 106:4. Denver, Colorado.

Mayer, P.W. et. al. 2013. Conservation Limits Rate Increases for a Colorado Utility. Alliance for Water Efficiency, Chicago, IL.

Mayer, P.W. 2013. Residential Water Use Trends in North America: Results from the Residential End Uses of Water Study Update. Proceedings of the AWWA Annual Conference and Exposition. Denver, Colorado.

ANSI/AWWA. 2013. *G480 Water Conservation Program Operation and Management Standard* (First Edition). American Water Works Association. Denver, CO.

Suero F., P.W. Mayer, and D. Rosenberg. 2012. *Estimating and Verifying United States Households' Potential to Conserve Water*. Journal of Water Resources Planning and Management. 138(3), 299-306.

DeOreo, W., & P.W. Mayer. 2012. *Insights into Declining Single Family Residential Water Demands*. Journal of the American Water Works Association. June 2012. Vol. 104, No. 6.

Mayer, P.W. and S. Feinglas. 2012. Evaluating Changes in Water Use and Conservation Effectiveness. WaterSmart Innovations Conference. Las Vegas, NV.

Maddaus, M. and P.W. Mayer. 2011. Demand Hardening: Assessing Potential Impacts with End Use Models. WaterSmart Innovations Conference. Las Vegas, NV.

Mayer, P.W. and M. Dickinson. 2011. The Alliance for Water Efficiency's Home Water Works Website. WaterSmart Innovations Conference. Las Vegas, NV.

Mayer, P.W. 2010. Demand Hardening: Big Myth, Small Reality. WaterSmart Innovations Conference. Las Vegas, NV.

Mayer, P.W. 2010. Guidebook of Best Practices for Municipal Water Conservation in Colorado. WaterSmart Innovations Conference. Las Vegas, NV.

Mayer, P.W., et. al. 2010. *Improving Urban Irrigation Efficiency By Using Weather-Based "Smart" Controllers*. Journal of the American Water Works Association. February 2010. Vol. 102, No. 2.

Mayer, P.W. 2009. Do Weather-Based Irrigation Controllers Save Water? Results from a large field study in California. American Water Works Association 2009 Annual Conference and Exposition. San Diego, CA.

Mayer, P.W. et. al. 2009. Water Efficiency Benchmarks for New Single-Family Homes. WaterSmart Innovations Conference. Las Vegas, NV.

Mayer, P.W. et. al. 2009. Evaluation of California Weather-Based "Smart" Controller Programs Results and Perspective on a Large Field Study. WaterSmart Innovations Conference. Las Vegas, NV.

Mayer, P.W. 2009. Benefit-Cost Analysis for Water Conservation Planning. Colorado Water Wise Annual Event. Denver, CO.

Mayer, P.W. et. al. 2009. Evaluation of California Weather-Based "Smart" Irrigation Controller Programs. California Department of Water Resources, Sacramento, CA.

Mayer, P.W., et. al. 2008. *Water Budgets and Rate Structures: Innovative Management Tools*. American Water Works Association Research Foundation. Denver, CO.

Mayer, P.W. et. al. 2008. The California Water Smart Irrigation Controller Project Results and Perspective on a Large Field Study of an Important Emerging Technology. WaterSmart Innovations Conference. Las Vegas, NV.

Mayer, P.W. et. al. 2008. *Water Budgets and Rate Structures: Innovative Management Tools*. Journal of the American Water Works Association. May 2008. Vol. 100, No. 5.

Mayer, P.W., et. al. 2008. Cost Effective Conservation Programs. Proceedings of the AWWA Water Sources Conference. Reno, NV.

Mayer, P.W., et. al. 2008. Water Use in New and Existing Single-Family Homes - Update on EPA Benchmarking Study. Proceedings of the AWWA Water Sources Conference. Reno, NV.



Mayer, P.W., et. al. 2007. Water Budgets and Rate Structures – Innovative Management Tools. Proceedings of the AWWA Annual Conference, Toronto, Ontario.

Mayer, P.W. 2007. *Saving Water Indoors*. Home Energy Magazine. Special Issue.

Mayer, P.W., et. al. 2006. *Third-party Billing of Multifamily Customers Presents New Challenges to Water Providers*. Journal AWWA. August 2006, Vol. 98, No. 8.

Mayer, P.W. 2006. Submetering Billing Programs in Multi-Family Housing. Proceedings of the Water Sources Conference 2006, Albuquerque, NM.

Mayer, P.W. 2006. WaterWiser - Progress and Change, Benefits and Capabilities of an On-Going On-Line Resource. Proceedings of the Water Sources Conference 2006, Albuquerque, NM.

Mayer, P.W. 2005. End Uses of Water: Practical Data Collection, Analysis, and Utility. Arab Water World. May/June 2005.

Mayer, P.W, et. al. 2004. National Submetering and Allocation Billing Program Study – Project Overview and Preliminary Results. Proceedings of the Water Sources Conference 2004, Austin, TX., Proceedings of the AWWA Annual Conference, Orlando, FL.

Towler, E., P.W. Mayer, et. al. 2004. *Completing the Trilogy – Impact and Acceptance of Retrofit Conservation Products*. Proceedings of the Water Sources Conference 2004, Austin, TX.

Chesnutt, T.W., and P.W. Mayer, 2004. *Water Budget-Based Rate Structures: A New Look at an Old Idea*. Proceedings of the Water Sources Conference 2004, Austin, TX.

DeOreo, W.B., M. Gentili, and P.W. Mayer, 2004. *Advanced Cooling Water Treatment Pays for Itself in Urban Supermarkets*. Proceedings of the Water Sources Conference 2004, Austin, TX.

Mayer, P.W., W. DeOreo, and W. West, 2003. *Conservation Opportunities - A Florida Community Takes Stock*. Proceedings of the AWWA Annual Conference Anaheim, CA.

Mayer, P.W. et. al. 2002. *Great Expectations – Actual Water Savings with the Latest High-Efficiency Residential Fixtures and Appliances*. Proceedings of the Water Sources Conference 2002, Las Vegas, NV.

Mayer, P.W., W.B. DeOreo, & D. Kaunisto. 2002. *Raw Water Irrigation – System Sizing Poses an Interesting Problem*. AWWA Annual Conference Proceedings. Denver, CO.

Mayer, P.W., W.B. DeOreo, A. Dietemann, and T. Skeel. 2001. *Residential Efficiency: The Impact of Complete Indoor Retrofits*. AWWA Annual Conference Proceedings, Washington, D.C.

Maddaus, L.A., & P.W. Mayer. 2001 *Splash or Sprinkler? Comparing Water Use of Swimming Pools and Irrigated Landscapes*. AWWA Annual Conference Proceedings, Washington D.C.

W.B. DeOreo, A. Dieteman, T. Skeel, P. Mayer, et. al. 2001. *Retrofit Realities*. Journal American Water Works Association, March 2001.

DeOreo, W.B., P.W. Mayer, J. Rosales, et.al. 2000. *Impacts of Xeriscape on Single Family Residential Water Use*. Proceedings of Fourth Decennial National Irrigation Symposium, Phoenix, AZ.

Mayer, P.W., K. DiNatale, and W.B. DeOreo. 2000. *Show Me the Savings: Do New Homes Use Less Water?* AWWA Annual Conference Proceedings. Denver, CO.

Mayer, P.W., W.B. DeOreo, et. al. 1999. *Residential End Uses of Water*. American Water Works Association Research Foundation, Denver, Colorado.

Mayer, P.W. and W.B. DeOreo. 1999. *Conservation Potential in Outdoor Residential Water Use*. AWWA Annual Conference Proceedings. Chicago, IL.

Dziegielewski, B., W.Y. Davis, and P.W. Mayer. 1999. *Existing Efficiencies in Residential Indoor Water Use*. AWWA Conserv99 Proceedings. Monterey, CA.

Mayer, P.W., W.B. DeOreo, et. al. 1998. *Residential End Use Study Progress Report: Year 2*. AWWA Annual Conference Proceedings. Dallas, TX.

Mayer, P.W., W.B. DeOreo, R. Allen, et. al. 1997. *North American Residential End Use Study: Progress Report*. AWWA Annual Conference Proceedings. Atlanta, GA.

Mayer, P.W., J.P. Heaney and W.B. DeOreo. 1996. *Conservation Retrofit Effectiveness: A Risk Based Model Using Precise End Use Data*. AWWA Conserv96 Proceedings.

DeOreo, W.B., P. Lander, and P.W. Mayer. 1996. *New Approaches in Assessing Water Conservation Effectiveness*. AWWA Conserv '96 Proceedings.

DeOreo, W.B., J.P. Heaney, and P.W. Mayer. 1996. *Flow Trace Analysis to Assess Water Use*. Journal of the American Water Works Association. Vol.88, No. 1, Jan.

Mayer, P.W. and W.B. DeOreo. 1995. *A Process Approach for Measuring Residential Water Use and Assessing Conservation Effectiveness*. AWWA Annual Conference Proceedings. Anaheim, California.

Mayer, P.W. 1995. *Residential Water Use and Conservation Effectiveness: A Process Approach*. Master's Thesis. University of Colorado, Boulder.

#### *AWARDS*

- 2019 AWE Distinguished Service Award – “In Recognition and with Appreciation for His 12 Years as Editor of the Water Efficiency Watch Newsletter 2007 – 2019).
- 2013 AWWA Water Conservation Division Best Paper Award – “Insights into Declining Single Family Residential Water Demands.”
- 2013 Quentin Martin Best Research-Oriented Paper Award, ASCE-EWRI Journal of Water Resources Planning and Management, March 2013. Awarded for "Estimating and Verifying United States Households’ Potential to Conserve Water" by Francisco J. Suero, A.M.ASCE;

Peter W. Mayer; David E. Rosenberg, A.M.ASCE

- 2010 AWWA Water Conservation Division Best Paper Award – “Improving Urban Irrigation Efficiency by using Weather-Based ‘Smart’ Irrigation Controllers.”
- 2008 AWWA Water Conservation Division Best Paper Award – “Water Budgets and Rate Structures: Innovative Management Tools.”
- 2006 AWWA Water Conservation Division Best Paper Award – “Third Party Billing of Multi-family Customers Presents New Challenges to Water Providers”
- 1996 Montgomery-Watson Master’s Thesis Award, Second Place
- 1996 American Water Works Association Academic Achievement Award, Honorable Mention